



What is SAP FICO?

SAP FICO (Finance and Controlling) is an essential module of SAP ERP (Enterprise Resource Planning) that enables businesses to manage their financial data, processes, and reporting effectively. It integrates core accounting and financial processes with other business modules in SAP, providing real-time insights and streamlining financial operations.

Key Features of SAP FICO

1. Finance (FI):

- **Purpose:** Manages a company's financial accounting and reporting.
- **Features:**
 - General Ledger Accounting: Tracks all financial transactions.
 - Accounts Payable (AP): Manages vendor payments.
 - Accounts Receivable (AR): Handles customer billing and collections.
 - Asset Accounting: Tracks fixed asset transactions and depreciation.
 - Bank Accounting: Manages bank transactions and reconciliation.
 - Financial Statements: Generates reports like Balance Sheets and Profit & Loss Statements.

2. Controlling (CO):

- **Purpose:** Focuses on cost management and internal financial reporting.
- **Features:**
 - Cost Center Accounting: Monitors costs in different departments.
 - Profit Center Accounting: Analyzes profit by business areas.
 - Product Costing: Determines production costs and product pricing.
 - Internal Orders: Tracks costs for specific projects or tasks.
 - Profitability Analysis (PA): Evaluates profitability across various dimensions like regions or products.

Benefits of SAP FICO

- **Real-Time Financial Insights:** Provides up-to-date financial data for better decision-making.

Contact the Trainer - K.Lakshmana Swamy +91 9550814011



- **Integration:** Links with other SAP modules like SAP MM (Materials Management), SAP SD (Sales and Distribution), and SAP PP (Production Planning).
- **Regulatory Compliance:** Supports adherence to local and global financial regulations.
- **Customizable Solutions:** Flexible configuration to meet industry-specific requirements.
- **Global Scalability:** Supports multiple currencies, languages, and tax laws for multinational organizations.

SAP FICO COURSE CURRICULUM

Introduction to SAP R/3

Introduction to ERP, Advantages of SAP over other ERP Packages

Introduction to SAP R/3 FICO

Financial Accounting Basic Settings:

Definition of company

Definition of company code

Assignment of company to company code

Definition of business area

Definition of fiscal year variant

Year dependent fiscal year

Year independent fiscal years

Short end fiscal years

Assignment of fiscal year variant to company code

Creation of chart of Accounts

Defining Accounts Groups

Defining Retained Earnings Account

Definition of posting period variant

Contact the Trainer - K.Lakshmana Swamy +91 9550814011



Assignment of posting period variant to company code

Open and close posting period

Defining document type & number ranges

Maintenance of field status variants

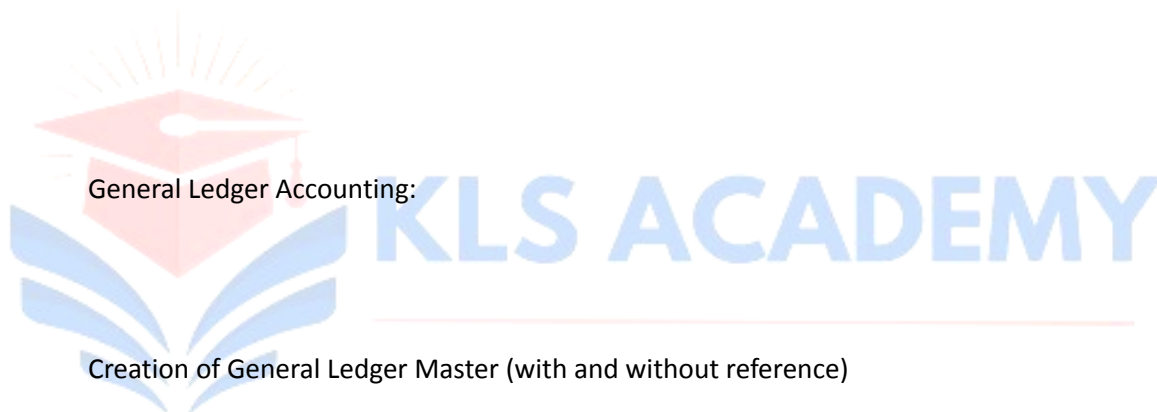
Assignment of field status variant to company code

Definition of tolerance groups for GL accounts

Definition of tolerance groups for employees

Assignment of tolerance groups to users

Taxes on Sales & Purchases (input & output).



General Ledger Accounting:

Creation of General Ledger Master (with and without reference)

Display/Change/Block/Unblock of general ledger master

Document Entry posting normal postings and posting with reference

Display and change of documents

Display of GL balances

Display GL account line items

Parked documents (park, display, post, delete park documents)

Hold documents(hold, display, and post hold documents)

Creation of Sample Document and postings with sample documents

Defining recurring entry document and postings with recurring doc.

Creation of account assignment model and posting

Configuration of line layouts for display of GL line items

Contact the Trainer - K.Lakshmana Swamy +91 9550814011



Reversal of individual documents, mass reversal , reversal of cleared items and reversal of accrual and deferral documents

Defining Exchange Rate types

Definition of Translation ratios

Entering the rates in the foreign currency tables

posting of foreign currency transactions

Interest calculations on term loans(configuration and end user transactions)

Months end provisions (Accrual and Deferral documents)

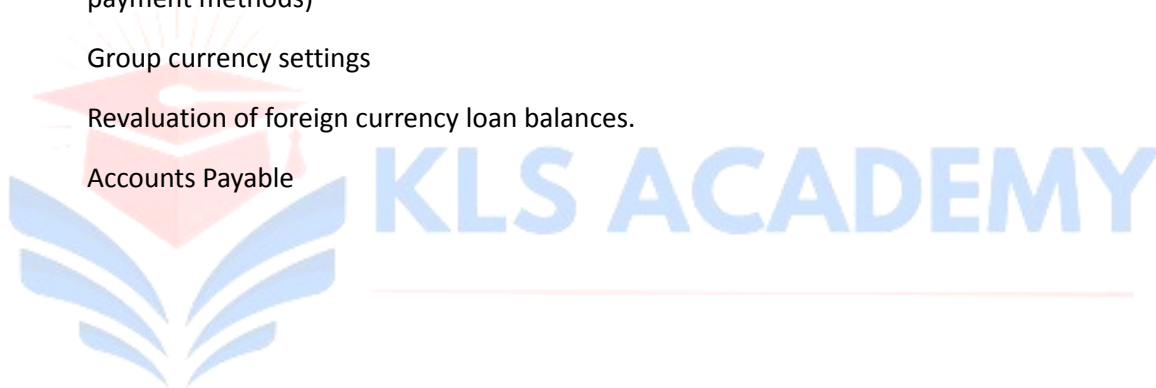
Documents and open item management

Clearing process for GL transactions (standard clearing, partial payments, and residual payment methods)

Group currency settings

Revaluation of foreign currency loan balances.

Accounts Payable



Creation of vendor account groups

creation of number ranges for vendor master records

assignment of number ranges to vendor account groups

Creation of tolerance group for vendors

Creation of vendor master (display/change/block/unblock of vendor master)

Posting of vendor transactions (invoice posting, payment posting, credit memo)

Posting of partial Payment & Residual Payment

Creation of house banks and account ids.

Creation of check lots and maintenance of check register

display check register

cancellation of un issued checks

creation of void reasons

Contact the Trainer - K.Lakshmana Swamy +91 9550814011



cancellation of issued checks

Defining correspondence & party statement of account

Settings for advance payments to parties (down payment) and clearing of down payment against invoices (special GL transactions)

Advance payments other scenarios

Noted items

One time vendors

Configuration of automatic payment program

Payment to vendors through APP,

Creation of new and own payment terms

Configuration for cash discounts received

Creation of installment payment terms.

Vendor credit memo postings

Accounts receivable:

Creation of customer account groups

creation of number ranges for customer master records

assignment of number ranges for customer account groups

Creation of tolerance group for customers

Creation of customer master (display/change/block/unblock of vender master)

Posting of customer transactions (sales invoice posting, payment posting, debit memo)

Settings for advance payment from customers (down payment and special GL transactions)

Advance payments other scenarios

Noted items

One time customers

Configuration of settings for dunning

Define dunning aras

Contact the Trainer - K.Lakshmana Swamy +91 9550814011



Define dunning procedures

Assign dunning procedure in the customer masters

Execute dunning programs

generating the dunning letters

defining correspondence and party statement of accounts

Bills of exchange

posting of sales returns

Configuration for cash discount paid to customers.

Clearing of customer open items with the vendor open items and vice versa

Asset Accounting

Maintain country specific settings

Defining chart of depreciation

creation of 0% tax codes for sales and purchased

assignment of chart of depreciation to company code

Defining account determination

definition of screen lay out rules

definition of number ranges for asset classes

Integration with General Ledger & Posting rules

Defining Depreciation key

definition of multilevel methods

definition of period control methods

creation of main asset master records

creation of sub asset master records

Acquisition of fixed assets

sale of fixed assets

transfer of assets

Contact the Trainer - K.Lakshmana Swamy +91 9550814011



Scrapping of assets,

Depreciation run

Line item Settlement of assets under construction of capital work in progress

New General ledger accounting:

Parallel ledgers

document splitting

Segments.

Reports

Financial statement version

General Ledger, Accounts Payable, Accounts Receivable and Assets Reports

Carry forward of GL account balances

Carry forward of vendor account balances

Carry forward of customer account balances

Yearend closing activities in asset accounting.

CONTROLLING

Basic settings for controlling

Defining Controlling Area

Defining Number ranges for Controlling Area

Maintain Planning Versions

Contact the Trainer - K.Lakshmana Swamy +91 9550814011



Cost element accounting:

creation of primary cost elements from financial accounting area

creation of primary cost elements from controlling area

automatic creation of cost element master records at the time of implementation

automatic creation of cost elements after implementation

display of cost element master records


change cost element master records

creation of cost element groups

primary cost element categories

secondary cost element categories

default account assignments



Cost Center Accounting

Defining Cost Center Standard Hierarchy

Creation of Cost Centers

display cost center master records

change cost center master records

creation of cost center groups

posting to cost centers

reposting of co line items

Repost of Costs

planning for cost center

planning aids

cost planning with revaluation

planning for cost centers – excel upload

Contact the Trainer - K.Lakshmana Swamy +91 9550814011



variance reports for the cost centers

Overhead Calculation

creation of secondary cost element master records

Creation and execution of assessment cycles: plan and actual

Creation and Execution of Distribution Cycle: plan and actual

creation and execution periodic reposting cycles : plan and actual

cost center reports

period locks in the cost center accounting

online reconciliation ledger or real time integration of controlling with financial accounting

accrual orders or imputed cost calculation

creation of statistical key figures

creation of statistical key figure groups

using the statistical key figures in assessments, distribution and periodic reposting of overheads

activity types

activity dependent planning in cost center accounting

activity independent planning in cost center accounting

activity output planning

overhead calculation

activity cost calculation

activity price calculation

indirect activity allocation and methods

direct activity allocation and methods

Internal Orders

Defining order types

Creation of internal order master records

Contact the Trainer - K.Lakshmana Swamy +91 9550814011



display internal order master records

change internal order master records

postings to internal orders

planning for internal orders

reposting co line items for internal orders

repost of costs for internal orders

Report of Variance analysis for internal orders

creation of real internal orders

posting of business transaction to real orders

definition of allocation structures

definition of settlement profiles

definition of planning profiles

settlement of real internal orders

budgeting and availability control

maintain number ranges for budgeting

define tolerances for availability control

specification of exempt cost elements from availability control

maintenance of budget manager

Profit Center Accounting

Basic Settings for Profit Center Accounting

Creation of Dummy Profit Centers

maintenance of control parameters for actual postings

Maintaining planning versions for profit centers

maintaining the number ranges for profit center documents

Creation of profit center master records

display of profit center master records

changing the profit center master records

Contact the Trainer - K.Lakshmana Swamy +91 9550814011



Creation of revenue cost elements

Automatic Assignment of Revenue elements for Profit Centers

assignment of profit centers in cost center master records

creation of account groups in profit center accounting for planning

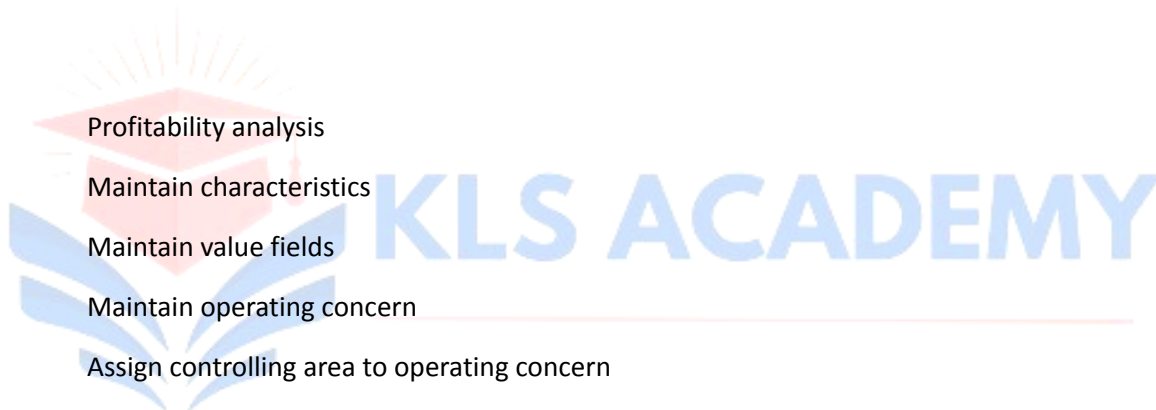
planning for profit and loss account items

planning for balance sheet items

posting of transactions into profit centers

generating the variance reports for profit and loss account items

Generating the variance reports for balance sheet items.



Profitability analysis

Maintain characteristics

Maintain value fields

Maintain operating concern

Assign controlling area to operating concern

Define number ranges for planning data

Maintain versions

setup planning frame work

Define number ranges for actual postings

Maintain assignment of SD condition types to COPA value fields

Assign quantity fields

Maintain PA transfer structure for direct postings from FI/MM

Activate profitability analysis

Creation of sales order

Production receipt

Posting of delivery

Create profitability forms

Contact the Trainer - K.Lakshmana Swamy +91 9550814011



Create profitability report

Product costing:.

Product cost planning:

Maintain overhead cost elements

Creation of dummy cost center

Define overhead keys

Define overhead groups

Define calculation bases

Define percentage overheads

Define credits

Define costing sheet

Assign costing sheet to costing variant

Creation of allocation cost elements

Creation of activity types

Creation of GL accounts and primary cost elements

Creation of cost centers

Creation of cost center groups

Planning – cost enter wise

Planning for activity hours

Activity price calculation

Define cost component structure

Determine person responsible for work center

Define MRP controllers

Define floats

Define production scheduler

Creation of material master records- finished goods

Contact the Trainer - K.Lakshmana Swamy +91 9550814011



Creation of raw material master records
creation of bill materials
creation of work center master records
creation of routings
creation of cost estimate with quantity structure
marking
releasing
creation of cost estimate without quantity structure

Product cost by order
check valuation variant for manufacturing orders
check costing variant for manufacturing orders.
Check order types.
Define goods received valuation for order delivery

Define results analysis keys
Define cost elements for WIP calculation
Define results analysis versions
Define valuation methods
Define line ids
Define assignments
Define update
Define posting rules for settling the work in progress
Define variance keys
Define default variance keys for plants
Define target cost versions
Assign the variance keys in the material master
Creation of allocation structure

Contact the Trainer - K.Lakshmana Swamy +91 9550814011



Creation of settlement profile

Assignment of the accounts for automatic postings

Define order type dependent parameters

Define scheduling parameters for production orders

Checking control

Define confirmation parameters

Creation of production order

Raw material receipt by way of opening stocks

Issue of goods for production orders

Calculation of work in progress

Settlement of work in progress to accounts

Actual overhead calculation

Confirmation of order

Production receipt in to finished goods stock

Making the order technically complete.

Calculation of variances.

Integration

Integration of financial accounting with materials management:

1. Definition of organizational units in materials management i.e. plant, storage location and purchase organization
2. Assignemnt of organizational units to each other
3. Definition of tolerance groups for purchase orders
4. Definition of tolerance groups for goods receipt
5. Definition of tolerance groups for invoice verification
6. Definition of vendor specific tolerances

Contact the Trainer - K.Lakshmana Swamy +91 9550814011



7. Creation, display and change of material master records
8. Creation of plant parameters
9. Maintenance of posting periods for materials management
10. Maintenance of parameters for invoice verification
11. Maintenance of plant parameters for inventory management and physical inventory
12. Definition of attributes for material types
13. Assignment of GL accounts for material transactions in financial accounting
(Integration of MM with FI)
14. Creation of purchase order, posting of goods receipt, invoice verification and
Goods issue for production

Integration of financial accounting with sales and distribution:

- Definition of sales organization
- definition of distribution channels
- definition of divisions
- assignment among various organizational units in SD
- definition of partner functions
- definitions of shipping point and loading points
- definition of pricing procedures
- determining the shipping points
- determining the pricing procedures
- maintenance of SD condition types
- maintenance of condition records
- assignment of GL accounts for sales transactions(integration of FI with SD)
- creation of sales order
- initialization of stock
- posting the delivery of goods

Contact the Trainer - K.Lakshmana Swamy +91 9550814011



creating the sales invoice

The topics covered in the PROJECT (only documentation is provided)

1. Project implementation flow

2. Project Creation in SAP and allocation of areas to different consultant.

Business Process Re-engineering

.System Landscape

ASAP Methodology

1. Project Preparation

2. Business Blue Print

3. Realization

4. Final Preparation

5. Go Live and Support

6. GAP Analysis

GAP Analysis

Case Study

FI Tables

CO Tables

How to view tables

How to view transactional data

LSMW(LEGACY SYSTEM MIGRATION WORK BENCH)

BDC(BATCH DATA CONVERSION)

BAPI(BUSINESS APPLICATION PROGRAM INTERFACE)

SAP scripts and sap forms

Ticketing tools

ABAP query

User exits



Contact the Trainer - K.Lakshmana Swamy +91 9550814011



Function exits

Fields exits

Screen exits

Functional exits

Menu exits

Sap transportation management (STMS)

How to make a request as a default request

Authorization check

User parameter maintenance

Functional and technical specs

Schedule Manager

Issues in implementation

Issues in Up gradation

Issues in Support

Tickets

Terms used in Projects and their Meaning- cutover Strategy

Rollouts/Kickoff meeting

Customization documents preparation

User documents preparation

User Manual in SAP

Other topics(only documentation is provided)

LOCK BOX

INTER COMPANY TRANSACTIONS

ELECTRONIC BANK RECONCILIATION STATEMENT

MANUAL BANK RECONCILIATION STATEMENT

WITH HOLDING TAX (TDS) UPTO CERTIFICATE GENERATION

Contact the Trainer - K.Lakshmana Swamy +91 9550814011



VALIDATIONS

SUBSTITUTION

REPORT PAINTER

RESUME PREPARATION

TIPS FOR INTERVIEW

INTERVIEW QUESTIONS

GOODS AND SERVICES TAX (GST) (only documentation is provided)

SAP GST

What is GST?

Changes in SAP

For TAXINN customers:

Configuration in detail for MM & SD

Tax Procedure Migration-TAXINJ to TAXINN Business Context

Solution Overview

Approach and Risk Management

Process Descriptions & Solution Proposal

Procurement Process & Solution Proposal

– Proposed Solution

-Sales Process & Solution Proposal

How To transport the Tax codes to production

SAP Simple Finance Course Contents

Introduction to S/4 HANA and Simple Finance

Overview of SAP HANA

- What is SAP HANA
- Why you need HANA
- How it was done before

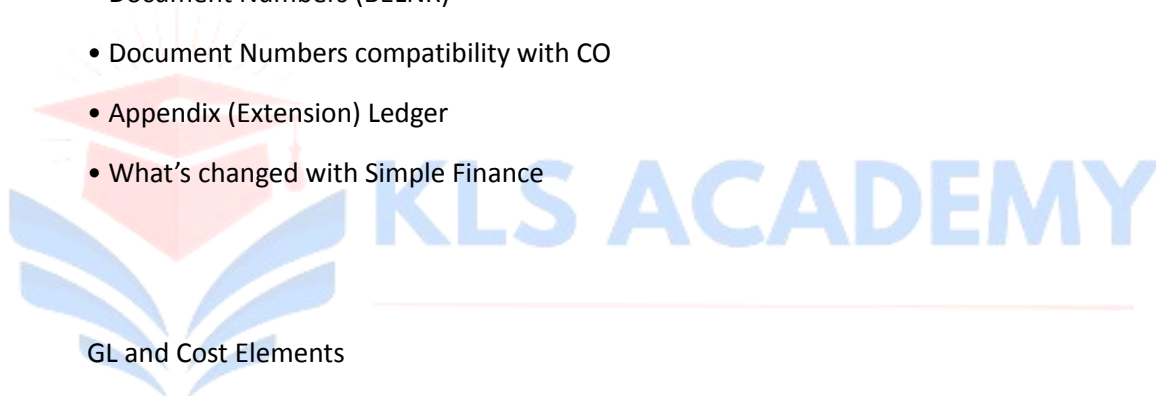
Contact the Trainer - K.Lakshmana Swamy +91 9550814011



- How it works now in HANA

Overview of Simple Finance

- Deployment Options for SFIN
- Universal Journal
- Tables Removed
- Universal Journal Extensibility
- Universal Journal Entry
- Document Numbers (BELNR)
- Document Numbers compatibility with CO
- Appendix (Extension) Ledger
- What's changed with Simple Finance



GL and Cost Elements

- General Ledger Master Data
- Cost Element Master Data
- Primary Cost Element Creation
- Secondary Cost Element Creation
- FI and CO Period Locks

Managing Ledgers

- Appendix (Extension) Ledger
- Appendix Ledger Benefits
- Appendix Ledger Configuration
- : Master Data of Ledger

: Company Code Assignment

: Accounting Principles to Company Code Assignment

Contact the Trainer - K.Lakshmana Swamy +91 9550814011



New Asset Accounting

- Table Changes in New Asset Accounting
- Advantages of New Asset Accounting
- How posting works with New Asset Accounting
- Technical Clearing Account
- Configuring Technical Clearing Account
- Define How Depreciation Areas Post to GL

CO Module in Simple Finance

- CO posting changes
- CO Configurations
- CO-PA with HANA



- Technical Changes for CO
- CO Postings